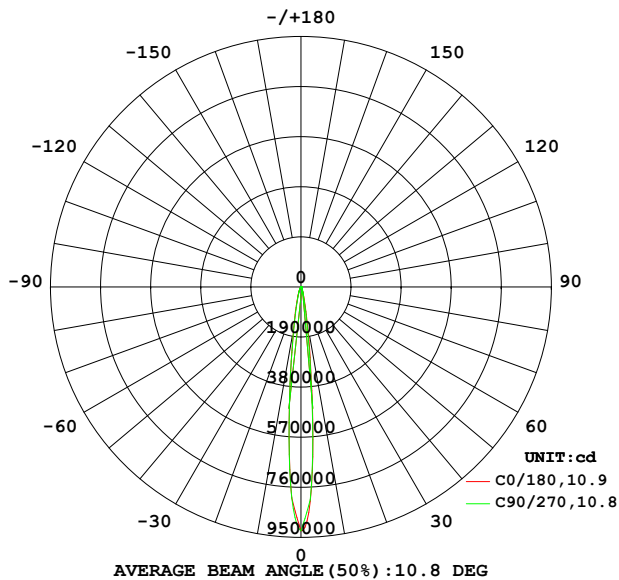
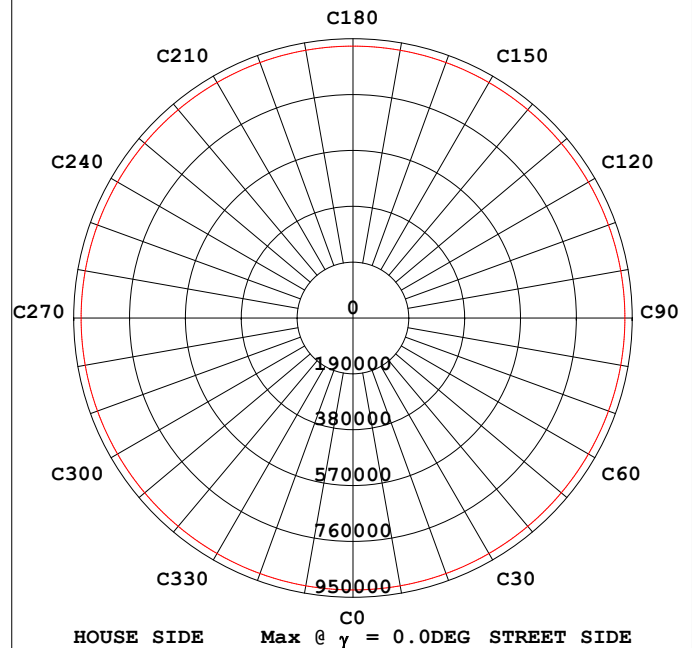


EVERFINE GONIOPHOTOMETERS SYSTEM TEST REPORT

STREETLIGHT PHOTOMETRIC TEST REPORT

Test:U:230.0V I:2.141A P:480.0W PF:0.975 Freq:50.00Hz		
UTHDi:0.00% ITHDi:0.00% KDisp:0 Lamp Flux:66511.5x1 lm		
NAME: SP04-480-5770-F04011X	TYPE:	WEIGHT:
SPEC.:	DIM.:	SERIAL No.:
MFR.:	SUR.:	Shielding Angle:

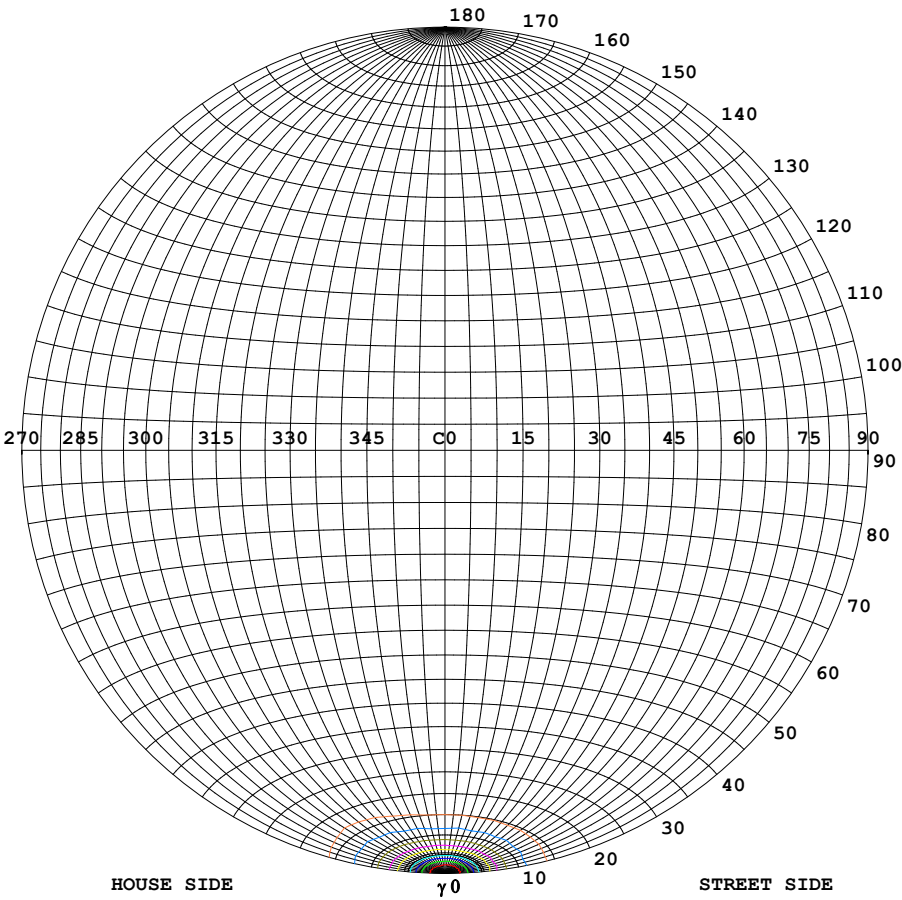
DATA OF LAMP		PHOTOMETRIC DATA Eff: 138.57 lm/W			
MODEL	/	I _{max} (cd)	924908	η street_up (%)	0.0
NOMINAL POWER (W)	/	LOR (%)	100.0	η street_down (%)	47.3
RATED VOLTAGE (V)	/	TOTAL FLUX (lm)	66511	η house_up (%)	0.0
NOMINAL FLUX (lm)	66511.5	MAXIMUM @ (C, γ)	90,0.0	η house_down (%)	52.7
LAMPS INSIDE	1	η up (%)	0.0	76 FLASHAREA (m2)	
TEST VOLTAGE (V)	230	η down (%)	100.0	SLI	

INTENSITY DISTRIBUTION DIAGRAM
IN C PLANSMAX INTENSITY CONE SURFACE
DISTRIBUTION DIAGRAM

C Range: 0 - 360DEG
C Interval: 10.0DEG
Test Speed: HIGH
Temperature: 25.3°C
Operators: ZZX
Test Date: 2024-01-09

γ Range: 0 - 90DEG
γ Interval: 0.5DEG
Test System: EVERFINE GO-R5000_V2 SYSTEM V2.00.465
Humidity: 65.0%
Test Distance: 26.000m [K=0.4621]
Remarks:

STREETLIGHT ISOCANDELA DIAGRAM

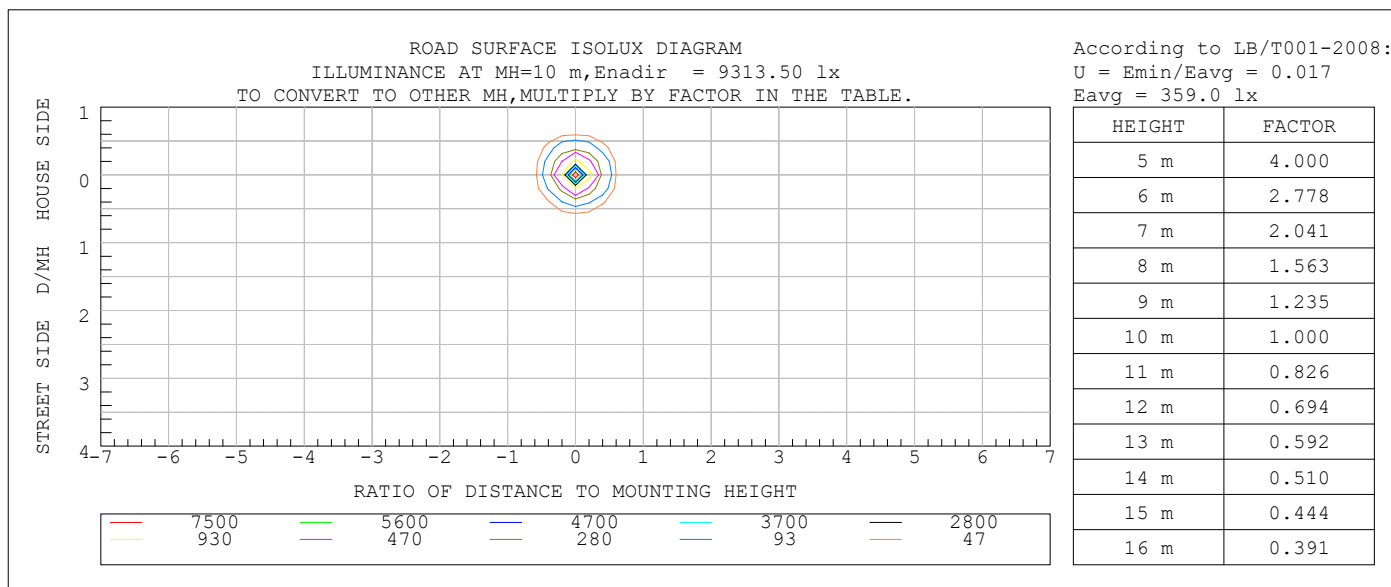
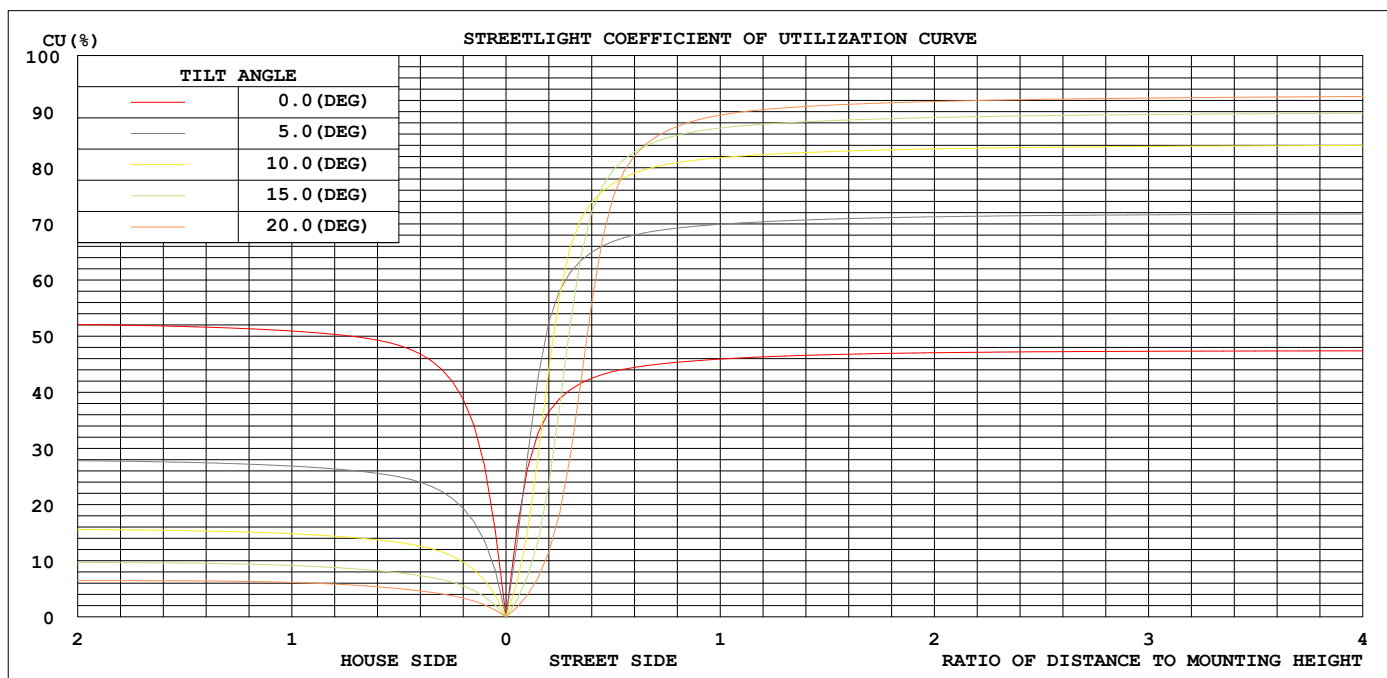


Classification:
IES:Type V - Very Short
CIE:Narrow - Short
IES:Cut-off
CIE:Full cut-off
Max.At80:3.306cd/klm
Max.At90:0.0285cd/klm
Max.80-90:3.306cd/klm
NRB 5101:Limited[0.7%]

ISOCANDELA DIAGRAM	
UNIT	cd
Imax=100%	924908
90%	832418
80%	739927
70%	647436
60%	554945
50%	462454
40%	369963
30%	277473
20%	184982
10%	92491
5%	46245

C Range: 0 - 360DEG
C Interval: 10.0DEG
Test Speed: HIGH
Temperature:25.3℃
Operators:ZZX
Test Date:2024-01-09

γ Range: 0 - 90DEG
γ Interval: 0.5DEG
Test System:EVERFINE GO-R5000_V2 SYSTEM V2.00.465
Humidity:65.0%
Test Distance:26.000m [K=0.4621]
Remarks:

COEFFICIENT OF UTILIZATION CURVE
AND ISOLUX DIAGRAM

C Range: 0 - 360DEG
C Interval: 10.0DEG
Test Speed: HIGH
Temperature: 25.3°C
Operators: ZZX
Test Date: 2024-01-09

γ Range: 0 - 90DEG
 γ Interval: 0.5DEG
Test System: EVERFINE GO-R5000_V2 SYSTEM V2.00.465
Humidity: 65.0%
Test Distance: 26.000m [K=0.4621]
Remarks:

EVERFINE GONIOPHOTOMETERS SYSTEM TEST REPORT

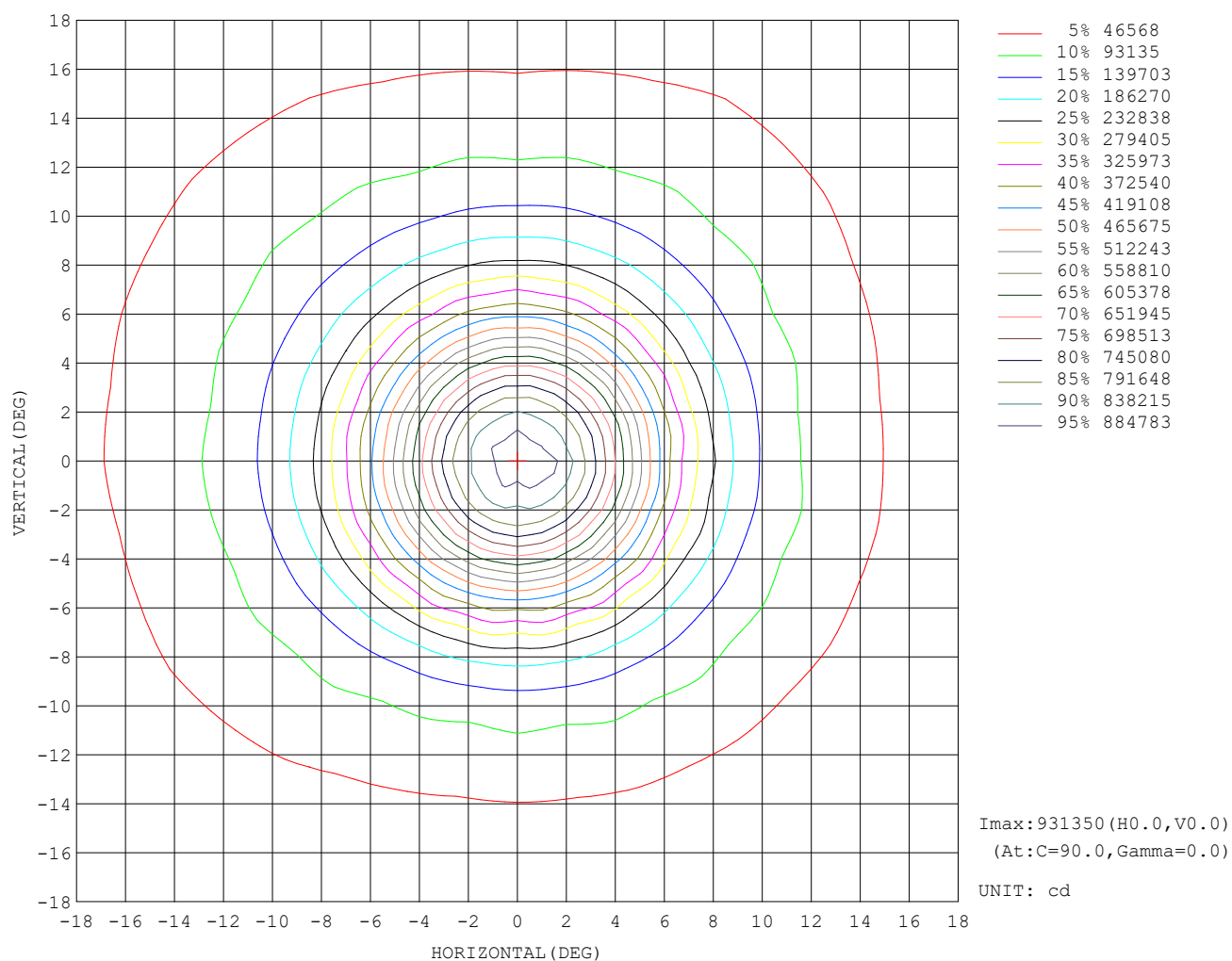
ZONAL FLUX DIAGRAM

γ	C0	C45	C90	C135	C180	C225	C270	C315	γ	Φ zone	Φ total	%lum, lamp
10	1348	1296	1222	1385	1580	1607	1532	1529	0- 10	36234	36234	54.5, 54.5
20	225.2	208.4	195.5	263.3	303.4	326.1	258.2	310.1	10- 20	16268	52502	78.9, 78.9
30	61.17	59.55	58.42	73.66	81.67	88.59	75.76	86.07	20- 30	6553	59055	88.8, 88.8
40	26.23	26.21	27.53	29.40	30.01	31.23	30.47	30.76	30- 40	2742	61797	92.9, 92.9
50	17.11	17.79	19.11	18.73	18.06	19.14	19.55	18.96	40- 50	1754	63552	95.5, 95.5
60	12.07	12.86	13.30	13.27	12.43	13.35	13.32	13.41	50- 60	1376	64928	97.6, 97.6
70	7.726	8.249	7.711	8.345	8.138	8.571	8.173	8.597	60- 70	1022	65950	99.2, 99.2
80	2.110	2.036	1.855	2.062	2.199	2.100	1.980	2.166	70- 80	493.5	66443	99.9, 99.9
90	0.0159	0.0169	0.0147	0.0130	0.0141	0.0141	0.0125	0.0155	80- 90	68.20	66511	100, 100
100									90-100			
110									100-110			
120									110-120			
130									120-130			
140									130-140			
150									140-150			
160									150-160			
170									160-170			
180									170-180			
DEG	LUMINOUS INTENSITY:X100cd									UNIT:lm		

C Range: 0 - 360DEG
C Interval: 10.0DEG
Test Speed: HIGH
Temperature:25.3°C
Operators:ZZX
Test Date:2024-01-09

γ Range: 0 - 90DEG
 γ Interval: 0.5DEG
Test System:EVERFINE GO-R5000_V2 SYSTEM V2.00.465
Humidity:65.0%
Test Distance:26.000m [K=0.4621]
Remarks:

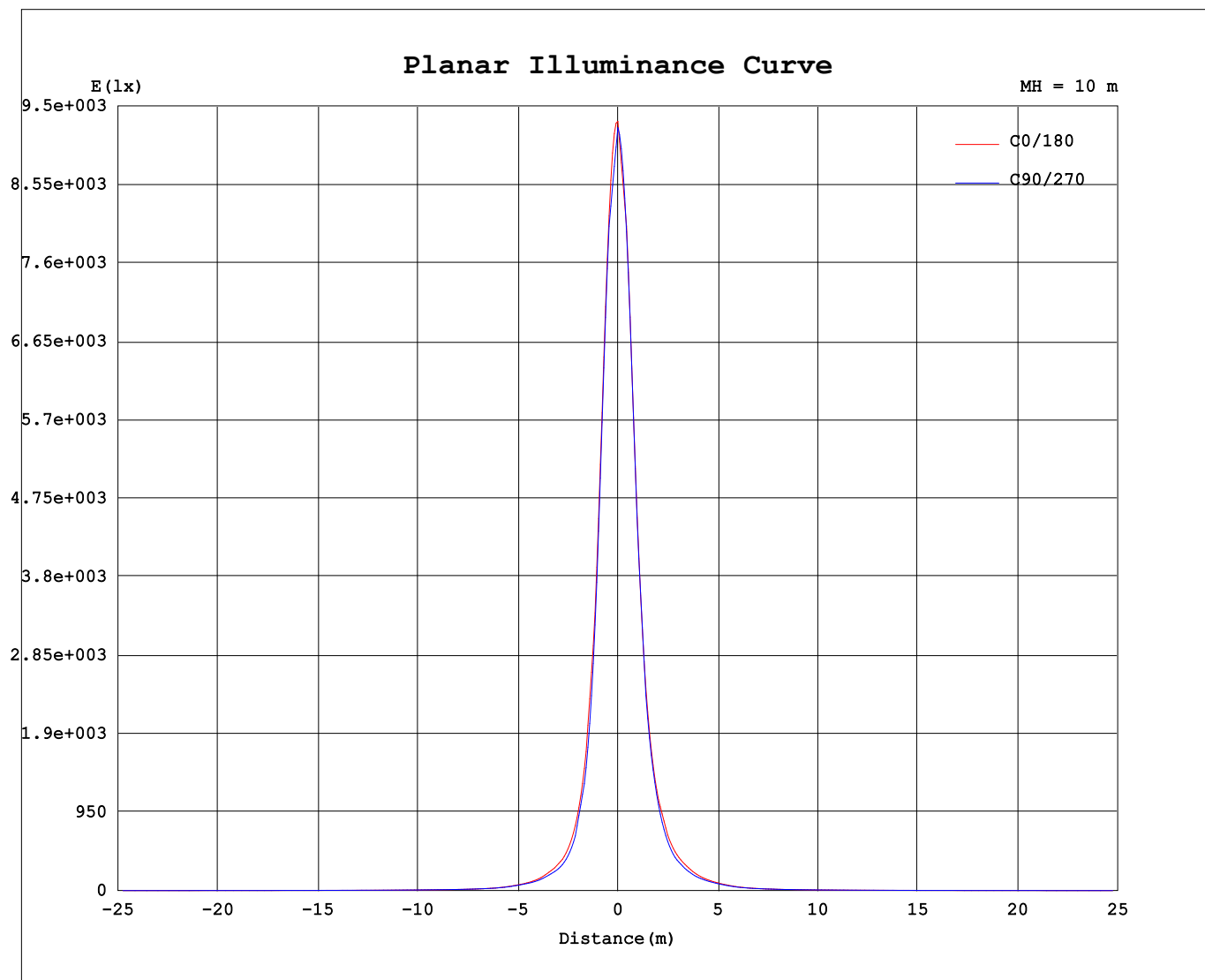
ISOCANDELA DIAGRAM



C Range: 0 - 360DEG
C Interval: 10.0DEG
Test Speed: HIGH
Temperature:25.3°C
Operators:ZZX
Test Date:2024-01-09

γ Range: 0 - 90DEG
 γ Interval: 0.5DEG
Test System:EVERFINE GO-R5000_V2 SYSTEM V2.00.465
Humidity:65.0%
Test Distance:26.000m [K=0.4621]
Remarks:

Planar Illuminance Curve



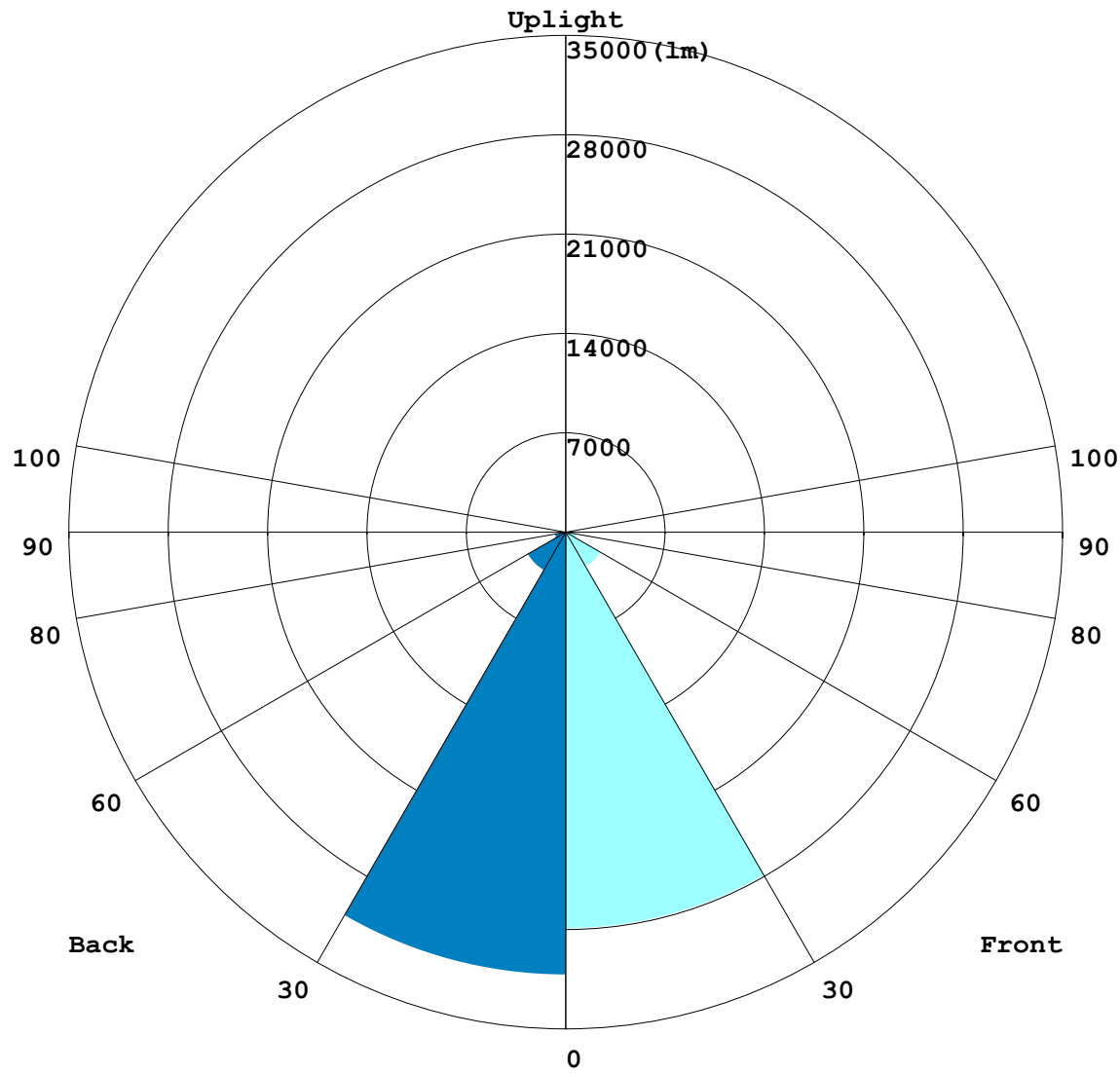
C Range: 0 - 360DEG
C Interval: 10.0DEG
Test Speed: HIGH
Temperature: 25.3°C
Operators: ZZX
Test Date: 2024-01-09

γ Range: 0 - 90DEG
 γ Interval: 0.5DEG
Test System: EVERFINE GO-R5000_V2 SYSTEM V2.00.465
Humidity: 65.0%
Test Distance: 26.000m [K=0.4621]
Remarks:

LCS REPORT

Test:U:230.0V I:2.141A P:480.0W PF:0.975 Freq:50.00Hz		
UTHDi:0.00% ITHDi:0.00% KDisp:0 Lamp Flux:66511.5x1 lm		
NAME: SP04-480-5770-F04011X	TYPE:	WEIGHT:
SPEC.:	DIM.:	SERIAL No.:
MFR.:	SUR.:	Shielding Angle:

LUMINAIRE CLASSIFICATION SYSTEM(LCS) GRAPH



C Range: 0 - 360DEG
C Interval: 10.0DEG
Test Speed: HIGH
Temperature:25.3℃
Operators:ZZX
Test Date:2024-01-09

γ Range: 0 - 90DEG
γ Interval: 0.5DEG
Test System:EVERFINE GO-R5000_V2 SYSTEM V2.00.465
Humidity:65.0%
Test Distance:26.000m [K=0.4621]
Remarks:

EVERFINE GONIOPHOTOMETERS SYSTEM TEST REPORT

BUG REPORT

Test:U:230.0V I:2.141A P:480.0W PF:0.975 Freq:50.00Hz UTHDi:0.00% ITHDi:0.00% KDisp:0 Lamp Flux:66511.5x1 lm		
NAME: SP04-480-5770-F04011X	TYPE:	WEIGHT:
SPEC.:	DIM.:	SERIAL No.:
MFR.:	SUR.:	Shielding Angle:

IESNA Luminaire Flux Distribution Table:

Zone	Lumens	Luminaire %
FL - Front-Low(0-30)	27893	41.9
FM - Front-Medium(30-60)	2795.2	4.2
FH - Front-High(60-80)	745.05	1.1
FVH - Front-Very High(80-90)	33.587	0.1
Total Forward Light	31466	47.3

BL - Back-Low(0-30)	31163	46.9
BM - Back-Medium(30-60)	3077.4	4.6
BH - Back-High(60-80)	770.49	1.2
BVH - Back-Very High(80-90)	34.609	0.1
Total Back Light	35045	52.7

UL - Uplight-Low(90-100)	0	0.0
UH - Uplight-High(100-180)	0	0.0
Total Up Light	0	0.0

BUG(Back,Up,Glare) Rating	B5-U0-G1
---------------------------	----------

Zone	Downward Lumens	Upward Lumens	Total Lumens
House Side	35045	0	35045
Street Side	31466	0	31466

C Range: 0 - 360DEG
C Interval: 10.0DEG
Test Speed: HIGH
Temperature:25.3°C
Operators:ZZX
Test Date:2024-01-09


γ Range: 0 - 90DEG
 γ Interval: 0.5DEG
Test System:EVERFINE GO-R5000_V2 SYSTEM V2.00.465
Humidity:65.0%
Test Distance:26.000m [K=0.4621]
Remarks:

EVERFINE GONIOPHOTOMETERS SYSTEM TEST REPORT

ROAD ISOCANDELA REPORT

Test:U:230.0V I:2.141A P:480.0W PF:0.975 Freq:50.00Hz		
UTHDi:0.00% ITHDi:0.00% KDisp:0Lamp Flux:66511.5x1 lm		
NAME: SP04-480-5770-F04011X	TYPE:	WEIGHT:
SPEC.:	DIM.:	SERIAL No.:
MFR.:	SUR.:	Shielding Angle:

ROAD SURFACE ISOCANDELA DIAGRAM



C Range: 0 - 360DEG
C Interval: 10.0DEG
Test Speed: HIGH
Temperature:25.3°C
Operators:ZZX
Test Date:2024-01-09

Pavement

Road

Range: 0 - 360DEG
Interval: 0.5DEG
Test System:EVERFINE GO-R5000_V2 SYSTEM V2.00.465
Humidity:65.0%
Test Distance:26.000m [K=0.4621]
Remarks:

UNIT: X100cd

C Range: 0 - 360DEG	γ Range: 0 - 90DEG
C Interval: 10.0DEG	γ Interval: 0.5DEG
Test Speed: HIGH	Test System: EVERFINE GO-R5000_V2 SYSTEM V2.00.465
Temperature: 25.3°C	Humidity: 65.0%
Operators: ZZX	Test Distance: 26.000m [K=0.4621]
Test Date: 2024-01-09	Remarks:

```

γ Range: 0 - 90DEG
γ Interval: 0.5DEG
Test System:EVERFINE GO-R5000_V2 SYSTEM V2.00.465
Humidity:65.0%
Test Distance:26.000m [K=0.4621]
Remarks:

```

LUMINOUS DISTRIBUTION INTENSITY DATA

Table--2

UNIT: X100cd

[illegible]

C Range: 0 - 360DEG
C Interval: 10.0DEG
Test Speed: HIGH
Temperature: 25.3°C
Operators: ZZX
Test Date: 2024-01-09

```

γ Range: 0 - 90DEG
γ Interval: 0.5DEG
Test System:EVERFINE GO-R5000_V2 SYSTEM V2.00.465
Humidity:65.0%
Test Distance:26.000m [K=0.4621]
Remarks:

```